

GUIDELINES FOR ASDAH ONLINE TEACHING AND LEARNING

Step 1: How to access your timetable

Step 2: HOW TO ACCESS YOUR SCHOOL EMAILS (Outlook) and join your online classes, if you have a laptop, phone or ipad

Step 3: Accessing Education Perfect

Step 1: Access your timetable

Go to: asdah.school.nz

You will land on



Auckland Seventh-Day Adventist High School

Commitment. Excellence. Respect.

[Home](#) [About Our School](#) [Enrolment](#) [Students](#) [Parents](#) [Student Absence](#) [Blog](#) [Contact](#)

Click on Students.

Scroll down and you will see four icons

Students

Portals and links for students



KAMAR Student Portal
Check marks



Office 365
Outlook, Teams, OneDrive,
Class Notebook, Word,
Excel, Powerpoint



Education Perfect
Complete online subject
activities



SchoolPoint
Choose your subjects,
subject information,
family/student/teacher
interviews

Click on the KAMAR icon



KAMAR Student Portal
Check marks

Enter your

Username: **firstname_first 3 letters of your last name**

Password: The password was emailed to you

USERNAME: *

PASSWORD: *
 [Sign On](#)

Click on Details

- Home
- Notices
- Calendar
- Course Selection
- Library
- Details ▾
- Results ▾
- Careers ▾

Click on Attendance

- Details
- Change Password
- Financial
- Attendance
- Groups
- Pastoral

Your timetable for Periods 1-5 will be there

Attendance

	Monday 15 Feb	Tuesday 16 Feb	Wednesday 17 Feb	Thursday 18 Feb	Friday 19 Feb
Homeroom	8:40 am HomeRoom VUCLM	8:40 am HomeRoom VUCLM	8:40 am HomeRoom VUCLM	8:40 am HomeRoom VUCLM	8:40 am HomeRoom VUCLM
Period 1	8:55 am 10PED 60	8:55 am 10ENG 60	8:55 am 10COMM 60	8:55 am 10ST 60	8:55 am 10VART 60
Period 2	9:05 am 10SCI 60	9:05 am 10MAT 60	9:05 am 10MAT 60	9:05 am 10BB 60	9:05 am 10ST 60
Assembly Chapel	9:40 am Assembly VUCLM	9:40 am Chapel VUCLM	9:40 am Chapel VUCLM	9:40 am SIBS VUCLM - 1	9:40 am
Period 3	10:00 am 10VART 60	10:00 am 10SCI 60	10:00 am 10ENG 60	10:00 am 10MAT 60	10:00 am 10COMM 60
Period 4	10:05 am 10COMM 60	10:05 am 10VART 60	10:05 am 10PED 60	10:05 am 10ENG 60	10:05 am 10ENG 60
Period 5	2:05 pm 10BB 60	2:05 pm 10ST 60	2:05 pm 10BB 60	2:05 pm 10SCI 60	2:05 pm 10MAT 60
After School	3:15 pm	3:15 pm	3:15 pm	3:15 pm	3:00 pm

For class times during lockdown, the lockdown class times are displayed on the landing page of the ASDAH school website





Online/Lockdown Timetable

Start Bell	Monday	Tuesday	Wednesday	Thursday	Friday
					Start Bell
8:40	Home Rm (25)	8:40 Home Rm (25)	8:40 Home Rm (25)	8:40 Home Rm (25)	Home Rm (20) 8:40
9:05	Period 1 (60)	9:05 Period 1 (60)	9:05 Period 1 (60)	9:05 Period 1 (60)	Period 1 (60) 9:00
10:05	Period 2 (60)	10:05 Period 2 (60)	10:05 Period 2 (60)	10:05 Period 2 (60)	Period 2 (60) 10:00
11:05	RECESS (25)	11:05 RECESS (25)	11:05 RECESS (25)	11:05 RECESS (25)	RECESS (20) 11:00
11:30	Period 3 (60)	11:30 Period 3 (60)	11:30 Period 3 (60)	11:30 Period 3 (60)	Period 3 (60) 11:20
12:30	Period 4 (60)	12:30 Period 4 (60)	12:30 Period 4 (60)	12:30 Period 4 (60)	Period 4 (60) 12:20
1:30	LUNCH (45)	1:30 LUNCH (45)	1:30 LUNCH (45)	1:30 LUNCH (45)	120
2:15	Period 5 (60)	2:15 Period 5 (60)	2:15 Period 5 (60)	2:15 Period 5 (60)	Period 5 (60) 2:00
3:15	END OF SCHOOL				3:00


Step 2: HOW TO ACCESS YOUR SCHOOL EMAILS (Outlook) and join your online classes, if you have a laptop, phone or ipad

Students

Portals and links for students

 KAMAR Student Portal Check marks	 Office 365 Outlook, Teams, OneDrive, Class Notebook, Word, Excel, Powerpoint	 Education Perfect Complete online subject activities	 SchoolPoint Choose your subjects, subject information, family/student/teacher interviews
--	--	---	---

Click on the second icon



Office 365
Outlook, Teams, OneDrive,
Class Notebook, Word,
Excel, Powerpoint

Username for Office 365:


firstname_ first 3 letters of your last name@student.asdah.school.nz

Password: the password used to log in to your laptop at school

Click on the Outlook icon for receiving school emails from your teachers and sending emails to your teachers if you have any problems

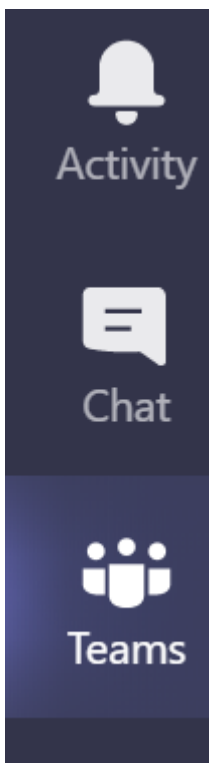


Click on the Teams icon for joining your classes

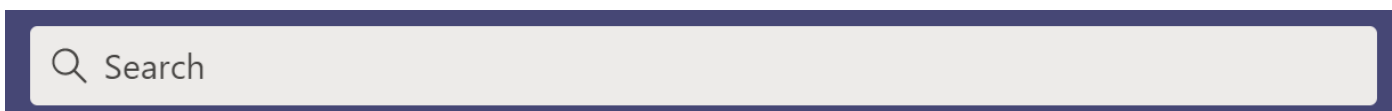


Chats to contact your teacher

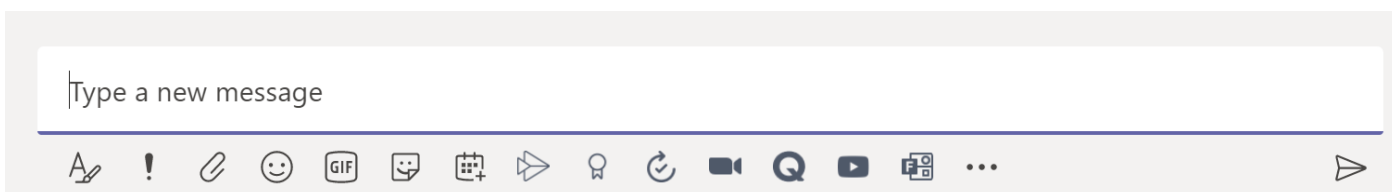
Click on chats on the left hand side of your screen



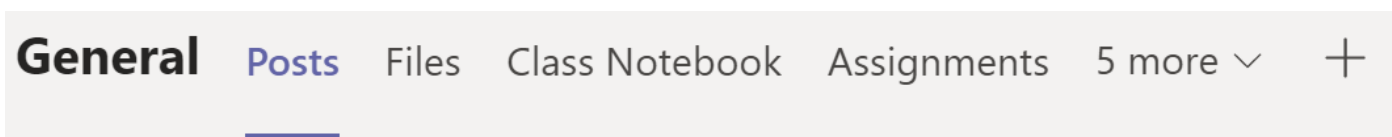
Type a name and click on the name



Type your message and send



Assignments – go to the top of your screen and click on assignments and posts from your teacher



Step 3: Accessing Education Perfect

Log in to educationperfect.com



[For Teachers](#) [For Parents](#) [Our Impact](#) [About EP](#)

[Sign up free](#)


[Login](#)

Each learner's path.
Unique.

Curriculum aligned teaching & learning.
For years 5-12 and all school subjects.

[Learn more](#)

[Watch video](#)



Login

Username:

firstname_ first 3 letters of your last name@student. asdah.school.nz

Password: has been emailed to you. Check Outlook for email

Go the icon below. It will notify you of the tasks set by your teachers.



You can download the Education Perfect APP on your phone and complete the exercises.

All tasks to be completed at school and at home as part of your learning 😊