

GUIDELINES FOR ASDAH ONLINE TEACHING AND LEARNING

Step 1: How to access your timetable

Step 2: HOW TO ACCESS YOUR SCHOOL EMAILS (Outlook) and join your online classes, if you have a laptop, phone or ipad

Step 3: Accessing Education Perfect

Step 1: Access your timetable

Go to: asdah.school.nz

You will land on



Auckland Seventh-Day Adventist High School

Commitment. Excellence. Respect.

[Home](#) [About Our School](#) [Enrolment](#) [Students](#) [Parents](#) [Student Absence](#) [Blog](#) [Contact](#)

Click on Students.

Scroll down and you will see four icons

Students

Portals and links for students



KAMAR Student Portal
Check marks



Office 365
Outlook, Teams, OneDrive,
Class Notebook, Word,
Excel, Powerpoint



Education Perfect
Complete online subject
activities



SchoolPoint
Choose your subjects,
subject information,
family/student/teacher
interviews

Click on the KAMAR icon



KAMAR Student Portal

Check marks

Enter your

Username: **firstname_ first 3 letters of your last name**

Password: The password was emailed to you

USERNAME: *

PASSWORD: *

Click on Details

- Home
- Notices
- Calendar
- Course Selection
- Library
- Details ▼
- Results ▼
- Careers ▼

Click on Attendance

- Details
- Change Password
- Financial
- Attendance
- Groups
- Pastoral

Your timetable for Periods 1-5 will be there

Attendance

| | Monday 15 Feb | Tuesday 16 Feb | Wednesday 17 Feb | Thursday 18 Feb | Friday 19 Feb |
|-----------------|------------------------------|------------------------------|------------------------------|------------------------------|------------------------------|
| Homeroom | 8:40 am HomeRoom VUCLM | 8:40 am HomeRoom VUCLM | 8:40 am HomeRoom VUCLM | 8:40 am HomeRoom VUCLM | 8:40 am HomeRoom VUCLM |
| Period 1 | 8:55 am 10PED 60 | 8:55 am 10ENG 60 | 8:55 am 10COMM 60 | 8:55 am 10ST 60 | 8:55 am 10VART 60 |
| Period 2 | 9:05 am 10SCI 60 | 9:05 am 10MAT 60 | 9:05 am 10MAT 60 | 9:05 am 10BB 60 | 9:05 am 10ST 60 |
| Assembly Chapel | 9:40 am Assembly VUCLM | 9:40 am Chapel VUCLM | 9:40 am Chapel VUCLM | 9:40 am SIBS VUCLM - 1 | 9:40 am |
| Period 3 | 10:00 am 10VART 60 | 10:00 am 10SCI 60 | 10:00 am 10ENG 60 | 10:00 am 10MAT 60 | 10:00 am 10COMM 60 |
| Period 4 | 10:10 am 10COMM 60 | 10:10 am 10VART 60 | 10:10 am 10PED 60 | 10:10 am 10ENG 60 | 10:10 am 10ENG 60 |
| Period 5 | 2:05 pm 10BB 60 | 2:05 pm 10ST 60 | 2:05 pm 10BB 60 | 2:05 pm 10SCI 60 | 2:05 pm 10MAT 60 |
| After School | 3:15 pm | 3:15 pm | 3:15 pm | 3:15 pm | 3:00 pm |

For class times during lockdown, the lockdown class times are displayed on the landing page of the ASDAH school website





Online/Lockdown Timetable

| Start Bell | Monday | Tuesday | Wednesday | Thursday | Friday |
|------------|---------------|---------------------|---------------------|---------------------|---------------------|
| | | | | | Start Bell |
| 8:40 | Home Rm (25) | 8:40 Home Rm (25) | 8:40 Home Rm (25) | 8:40 Home Rm (25) | Home Rm (20) 8:40 |
| 9:05 | Period 1 (60) | 9:05 Period 1 (60) | 9:05 Period 1 (60) | 9:05 Period 1 (60) | Period 1 (60) 9:00 |
| 10:05 | Period 2 (60) | 10:05 Period 2 (60) | 10:05 Period 2 (60) | 10:05 Period 2 (60) | Period 2 (60) 10:00 |
| 11:05 | RECESS (25) | 11:05 RECESS (25) | 11:05 RECESS (25) | 11:05 RECESS (25) | RECESS (20) 11:00 |
| 11:30 | Period 3 (60) | 11:30 Period 3 (60) | 11:30 Period 3 (60) | 11:30 Period 3 (60) | Period 3 (60) 11:20 |
| 12:30 | Period 4 (60) | 12:30 Period 4 (60) | 12:30 Period 4 (60) | 12:30 Period 4 (60) | Period 4 (60) 12:20 |
| 1:30 | LUNCH (45) | 1:30 LUNCH (45) | 1:30 LUNCH (45) | 1:30 LUNCH (45) | 120 |
| 2:15 | Period 5 (60) | 2:15 Period 5 (60) | 2:15 Period 5 (60) | 2:15 Period 5 (60) | Period 5 (60) 2:00 |
| 3:15 | END OF SCHOOL | | | | 3:00 |


Step 2: HOW TO ACCESS YOUR SCHOOL EMAILS (Outlook) and join your online classes, if you have a laptop, phone or ipad

Students

Portals and links for students

| | | | |
|--|--|---|---|
|  KAMAR Student Portal Check marks |  Office 365 Outlook, Teams, OneDrive, Class Notebook, Word, Excel, Powerpoint |  Education Perfect Complete online subject activities |  SchoolPoint Choose your subjects, subject information, family/student/teacher interviews |
|--|--|---|---|

Click on the second icon




Office 365
Outlook, Teams, OneDrive,
Class Notebook, Word,
Excel, Powerpoint

Username for Office 365:

firstname_ first 3 letters of your last name@student.asdah.school.nz

Password: the password used to log in to your laptop at school

Click on the Outlook icon for receiving school emails from your teachers and sending emails to your teachers if you have any problems



Click on the Teams icon for joining your classes



Step 3: Accessing Education Perfect

Log in to educationperfect.com



[For Teachers](#) [For Parents](#) [Our Impact](#) [About EP](#)

[Sign up free](#)


[Login](#)

Each learner's path.
Unique.

Curriculum aligned teaching & learning.
For years 5-12 and all school subjects.

[Learn more](#)

[Watch video](#)



Login

Username:

firstname_first 3 letters of your last name@student.asdah.school.nz

Password: has been emailed to you. Check Outlook for email

Go the icon below. It will notify you of the tasks set by your teachers.



You can download the Education Perfect APP on your phone and complete the exercises.

All tasks to be completed at school and at home as part of your learning 😊